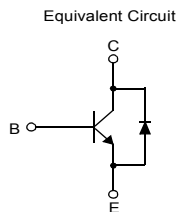



FJE5304D

NPN Triple Diffused Planar Silicon Transistor

High Voltage High Speed Power Switch Application

- Wide Safe Operating Area
- Built-in Free Wheeling diode
- Suitable for Electronic Ballast Application
- Small Variance in Storage Time



Absolute Maximum Ratings T_C = 25°C unless otherwise noted

Symbol	Parameter	Value	Units
V _{CBO}	Collector-Base Voltage	700	V
V _{CEO}	Collector-Emitter Voltage	400	V
V _{EBO}	Emitter-Base Voltage	12	V
I _C	Collector Current (DC)	4	A
I _{CP}	* Collector Current (Pulse)	8	A
I _B	Base Current (DC)	2	A
I _{BP}	* Base Current (Pulse)	4	A
P _C	Collector Dissipation (T _C =25°C)	30	W
T _{STG}	Storage Temperature	- 65 ~ 150	°C

* Pulse Test Pulse Width = 5ms, Duty Cycle ≥ 1.0%

Electrical Characteristics T_C = 25°C unless otherwise noted

Symbol	Parameter	Test Condition	Min.	Typ.	Max.	Units
BV _{CBO}	Collector-Base Breakdown Voltage	I _C = 1mA, I _E = 0	700			V
BV _{CEO}	Collector-Emitter Breakdown Voltage	I _C = 5mA, I _B = 0	400			V
BV _{EBO}	Emitter-Base Breakdown Voltage	I _E = 1mA, I _C = 0	12			V
I _{CES}	Collector Cut-off Current	V _{CE} = 700V, V _{EB} = 0			100	μA
I _{CEO}	Collector Cut-off Current	V _{CE} = 400V, I _B = 0			250	μA
I _{EBO}	Emitter Cut-off Current	V _{EB} = 12V, I _C = 0			100	μA
h _{FE}	DC Current Gain	V _{CE} = 5V, I _C = 10mA V _{CE} = 5V, I _C = 2A	10 8		40	

Electrical Characteristics (Continued) $T_C = 25^\circ\text{C}$ unless otherwise noted

Symbol	Parameter	Test Condition	Min.	Typ.	Max.	Units
$V_{CE(sat)}$	Collector-Emitter Saturation Voltage	$I_C = 0.5\text{A}, I_B = 0.1\text{A}$ $I_C = 1\text{A}, I_B = 0.2\text{A}$ $I_C = 2.5\text{A}, I_B = 0.5\text{A}$			0.7 1.0 1.5	V
$V_{BE(sat)}$	Base-Emitter Saturation Voltage	$I_C = 0.5\text{A}, I_B = 0.1\text{A}$ $I_C = 1\text{A}, I_B = 0.2\text{A}$ $I_C = 2.5\text{A}, I_B = 0.5\text{A}$			1.1 1.2 1.3	V
V_f	Internal Diode Forward Voltage Drop	$I_F = 2\text{A}$			2.5	V
Inductive Load Switching ($V_{CC} = 200\text{V}$)						
t_{stg}	Storage Time	$I_C = 2\text{A}, I_{B1} = 0.4\text{A}$ $V_{BE(off)} = -5\text{V}$ $L = 200\mu\text{H}$		0.6		μs
t_f	Fall Time			0.1		
Resistive Load Switching ($V_{CC} = 250\text{V}$)						
t_{stg}	Storage Time	$I_C = 2\text{A}, I_{B1} = I_{B2} = 0.4\text{A}$ $T_P = 30\mu\text{s}$			2.9	μs
t_f	Fall Time			0.2		

* Pulse test: $PW \leq 300\mu\text{s}$, Duty cycle $\leq 2\%$

Thermal Characteristics $T_C = 25^\circ\text{C}$ unless otherwise noted

Symbol	Parameter	Max.	Units
$R_{\theta JC}$	Thermal Resistance, Junction to Case	4.17	$^\circ\text{C/W}$
$R_{\theta JA}$	Thermal Resistance, Junction to Ambient	83.3	$^\circ\text{C/W}$

Package Marking and Ordering Information

Device Marking	Device	Package	Reel Size	Tape Width	Quantity
FJE5304D	FJE5304D	TO-126	--	--	--

Typical Performance Characteristics

Figure 1. Static Characteristic

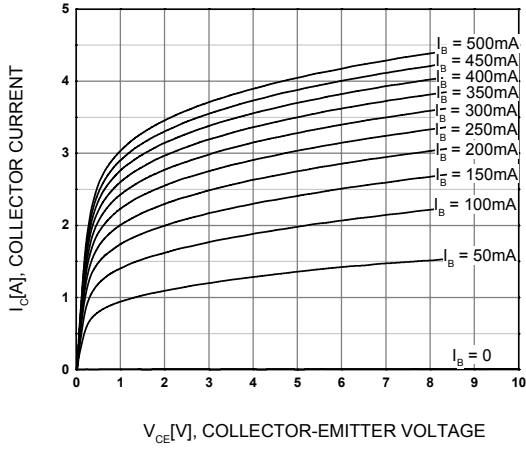


Figure 2. DC Current Gain

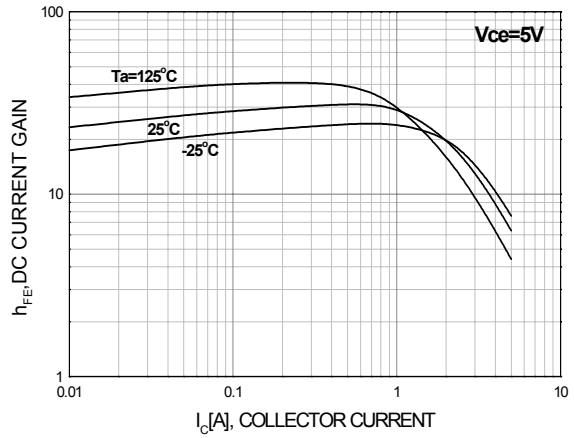


Figure 3. Collector-Emitter Saturation Voltage

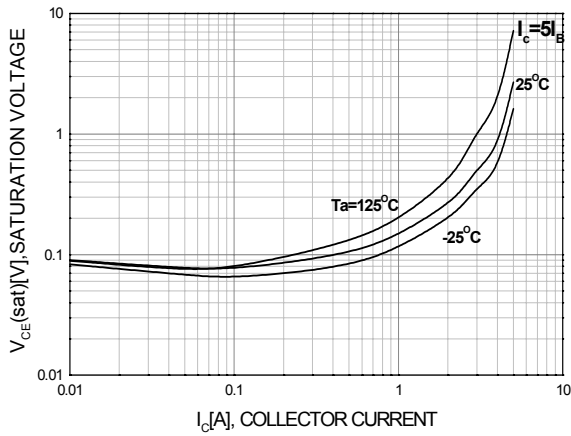


Figure 4. Base-Emitter Saturation Voltage

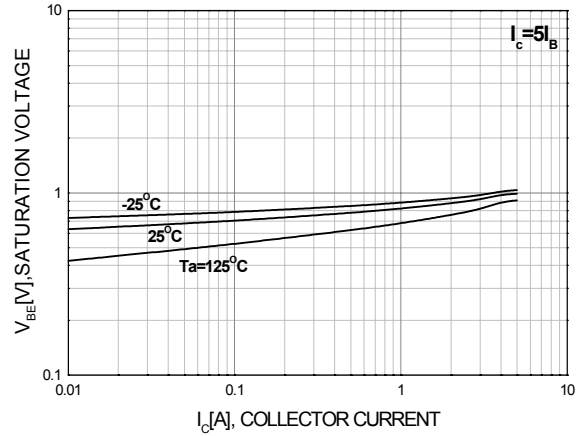


Figure 5. Resistive Load Switching Time

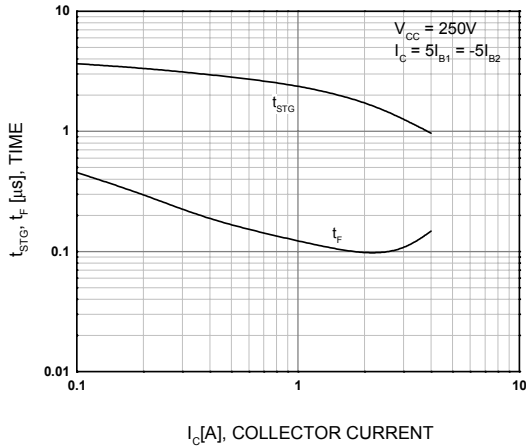
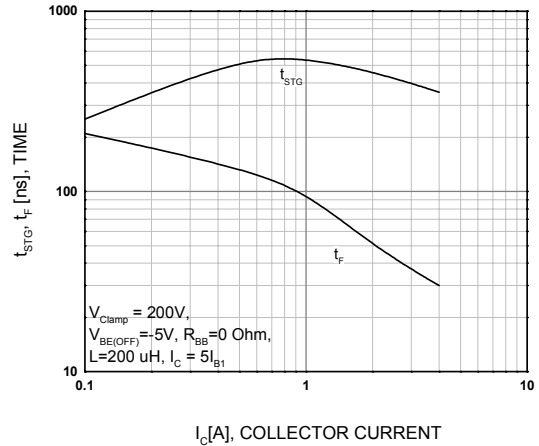


Figure 6. Inductive Load Switching Time



Typical Performance Characteristics

Figure 7. Forward Bias Safe Operating Area

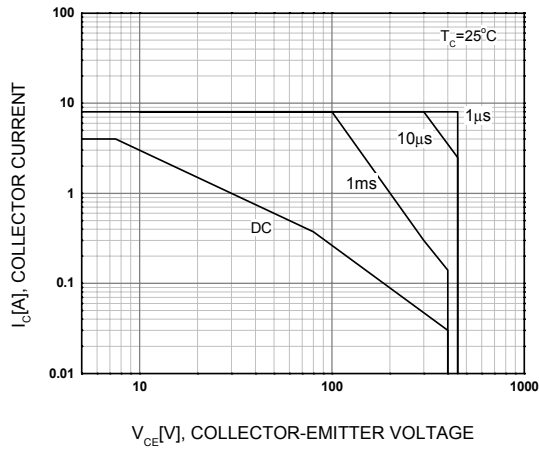


Figure 8. Reverse Bias Safe Operating Area

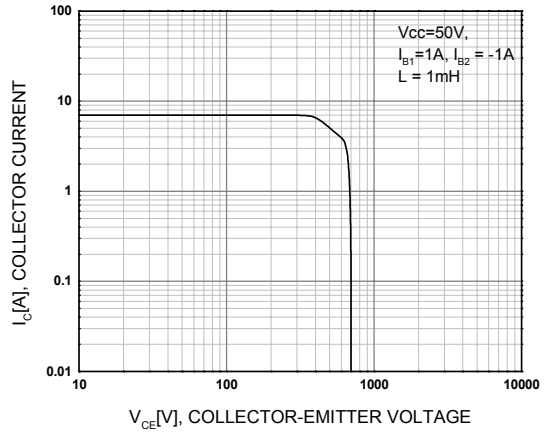
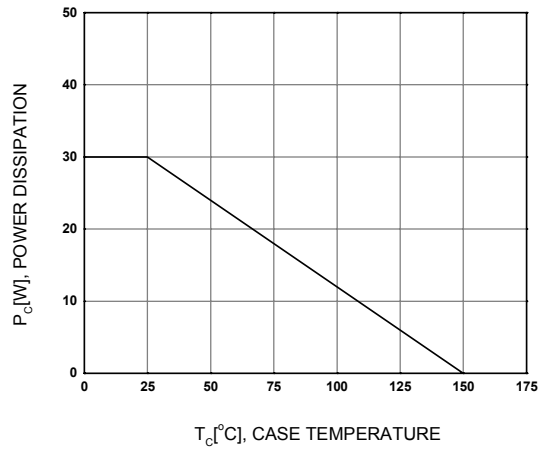
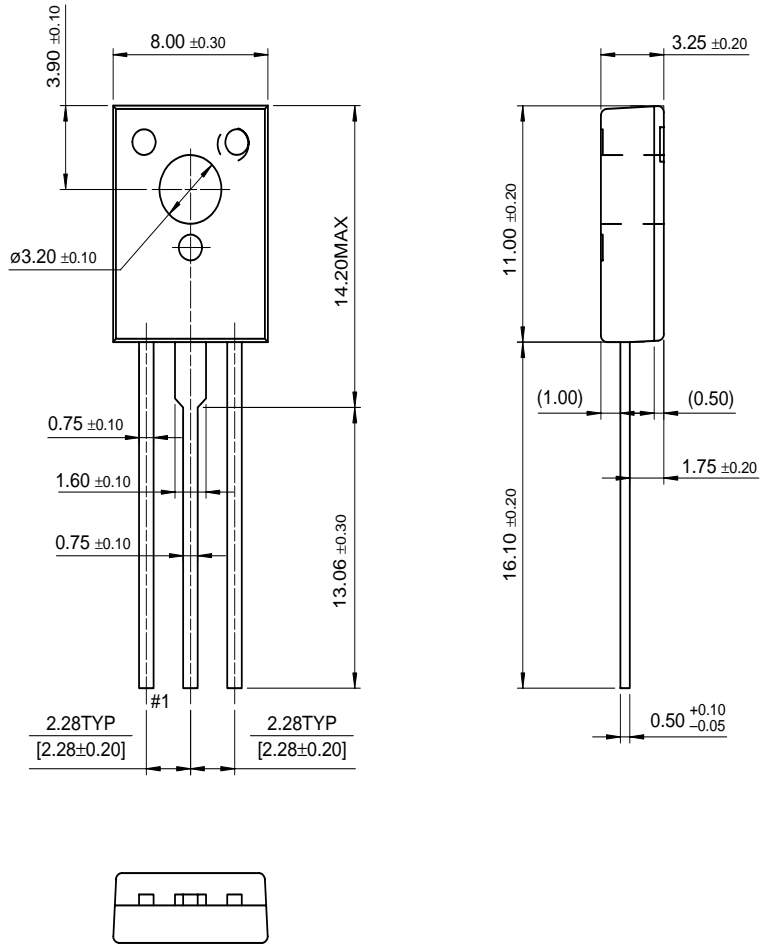


Figure 9. Power Derating



Mechanical Dimensions

TO-126



Dimensions in Millimeters

TRADEMARKS

The following are registered and unregistered trademarks Fairchild Semiconductor owns or is authorized to use and is not intended to be an exhaustive list of all such trademarks.

ACEx™	FAST®	ISOPLANAR™	PowerSaver™	SuperSOT™-8
ActiveArray™	FASTr™	LittleFET™	PowerTrench®	SyncFET™
Bottomless™	FPS™	MICROCOUPLER™	QFET®	TinyLogic®
Build it Now™	FRFET™	MicroFET™	QS™	TINYOPTO™
CoolFET™	GlobalOptoisolator™	MicroPak™	QT Optoelectronics™	TruTranslation™
CROSSVOLT™	GTO™	MICROWIRE™	Quiet Series™	UHC™
DOME™	HiSeC™	MSX™	RapidConfigure™	UltraFET®
EcoSPARK™	I ² C™	MSXPro™	RapidConnect™	UniFET™
E ² CMOS™	i-Lo™	OCX™	μSerDes™	VCX™
EnSigna™	ImpliedDisconnect™	OCXPro™	SILENT SWITCHER®	Wire™
FACT™	IntelliMAX™	OPTOLOGIC®	SMART START™	
FACT Quiet Series™		OPTOPLANAR™	SPM™	
Across the board. Around the world.™		PACMAN™	Stealth™	
The Power Franchise®		POP™	SuperFET™	
Programmable Active Droop™		Power247™	SuperSOT™-3	
		PowerEdge™	SuperSOT™-6	

DISCLAIMER

FAIRCHILD SEMICONDUCTOR RESERVES THE RIGHT TO MAKE CHANGES WITHOUT FURTHER NOTICE TO ANY PRODUCTS HEREIN TO IMPROVE RELIABILITY, FUNCTION OR DESIGN. FAIRCHILD DOES NOT ASSUME ANY LIABILITY ARISING OUT OF THE APPLICATION OR USE OF ANY PRODUCT OR CIRCUIT DESCRIBED HEREIN; NEITHER DOES IT CONVEY ANY LICENSE UNDER ITS PATENT RIGHTS, NOR THE RIGHTS OF OTHERS.

LIFE SUPPORT POLICY

FAIRCHILD'S PRODUCTS ARE NOT AUTHORIZED FOR USE AS CRITICAL COMPONENTS IN LIFE SUPPORT DEVICES OR SYSTEMS WITHOUT THE EXPRESS WRITTEN APPROVAL OF FAIRCHILD SEMICONDUCTOR CORPORATION.

As used herein:

1. Life support devices or systems are devices or systems which, (a) are intended for surgical implant into the body, or (b) support or sustain life, or (c) whose failure to perform when properly used in accordance with instructions for use provided in the labeling, can be reasonably expected to result in significant injury to the user.
2. A critical component is any component of a life support device or system whose failure to perform can be reasonably expected to cause the failure of the life support device or system, or to affect its safety or effectiveness.

PRODUCT STATUS DEFINITIONS

Definition of Terms

Datasheet Identification	Product Status	Definition
Advance Information	Formative or In Design	This datasheet contains the design specifications for product development. Specifications may change in any manner without notice.
Preliminary	First Production	This datasheet contains preliminary data, and supplementary data will be published at a later date. Fairchild Semiconductor reserves the right to make changes at any time without notice in order to improve design.
No Identification Needed	Full Production	This datasheet contains final specifications. Fairchild Semiconductor reserves the right to make changes at any time without notice in order to improve design.
Obsolete	Not In Production	This datasheet contains specifications on a product that has been discontinued by Fairchild semiconductor. The datasheet is printed for reference information only.

Rev. 116